

**IDENTIFICATION OF THE NATIVE PARASITOID FAUNA ASSOCIATED WITH  
*GRAPHOCEPHALA ATROPUNCTATA* AND HOST SPECIFICITY TESTING OF  
*GONATOCERUS ASHMEADI* ON *HOMALODISCA LITURATA***

**Project Leader:**

Mark S. Hoddle  
Dept. of Entomology  
University of California  
Riverside, CA 92521

**Cooperators:**

Elizabeth A. Boyd  
Dept. of Entomology  
University of California  
Riverside, CA 92521

Serguei Triapitsyn  
Dept. of Entomology  
University of California  
Riverside, CA 92521

**Reporting Period:** The results reported here are from work conducted from May 2003 to October 2004

**ABSTRACT**

To determine the oviposition preference of female blue-green sharpshooters (BGSS), *Graphocephala atropunctata* (Signoret) (Hemiptera: Cicadellidae), a survey was conducted on southern California wild grape, *Vitis californica* Benth (Vitaceae) growing near Temecula, California in August 2003 where populations of BGSS were known to occur. Female BGSS oviposited into new growth, primarily the succulent tendrils and stems. The under sides of small leaves and petioles were also used for oviposition, but to a lesser extent. Mature stems, large and medium sized leaves and petioles were not utilized for oviposition. Two parasitoids, *Gonatocerus latipennis* Girault and a *Polynema* sp. (Hymenoptera: Mymaridae) were reared from BGSS eggs. Literature reviews revealed a deficiency of known natural enemies for *G. atropunctata*. A sentinel plant study was conducted to further confirm the parasitization of BGSS eggs by these parasitoids. Collectively the *Polynema* sp. and *Gonatocerus latipennis* constitute the first documented parasitic natural enemies of BGSS eggs. A further examination, commencing in January 2004, of the activity of BGSS and its parasitoids in southern California is currently underway. Blue-green sharpshooter adult activity reached its peak in July while bi-weekly samples of wild grape canes and tendrils revealed peak emergence of blue-green nymphs and parasitoids occurred from mid-July to mid-August. No-choice tests with *Gonatocerus ashmeadi* Girault, a parasitoid of the gallsy-winged sharpshooter, *Homalodisca coagulata*, and BGSS eggs as part of a non-target impact assessment have yielded few results thus far. However, no-choice tests with *G. ashmeadi* and the native smoke-tree sharpshooter (STSS), *Homalodisca liturata* Ball, yielded no significant differences in percent parasitism of eggs when compared to the GWSS control.

**INTRODUCTION**

The native BGSS has been a threat to California grape growers for nearly a century due to its excellent transmission efficiency (Hill and Purcell 1995) of the bacterium that causes Pierce's Disease, a severe malady of commercially grown grapes. While much research has been devoted to epidemiologically related issues concerning this insect, little has been done to examine some of the most fundamental life history traits of this native pest, specifically oviposition preference (Severin 1949) and the native Californian parasitoids attacking the eggs of this pest. Further, we intend to investigate possible non-target effects of the exotic egg parasitoids that have been released to control another hemipteran pest, the GWSS, on BGSS and other native California sharpshooters and to identify the native parasitoid fauna associated with these native sharpshooter species. To address these issues, we need to know the oviposition preferences of native sharpshooters associated with particular host plants and their respective natural enemy fauna attacking oviposited eggs. The studies outlined below have determined the oviposition preferences of BGSS on wild grape, have documented its associated egg parasitoids, and provide data on host specificity of *G. ashmeadi*, a parasitoid being used as part of the classical biological control program against GWSS on the targets congener, the native STSS.

**OBJECTIVES**

1. Classify the native egg parasitoid fauna in California associated with sharpshooters native to California, primarily the smoke-tree sharpshooter (STSS): *Homalodisca liturata* Ball (Hemiptera: Clypeorrhyncha: Cicadellidae: Cicadellinae: Proconiini), blue-green sharpshooter (BGSS): *Graphocephala atropunctata* (Signoret), red-headed sharpshooter (RHSS): *Xyphon fulgida* (Nottingham), and green sharpshooter (GSS): *Draeculocephala minerva* Ball (the latter three, all Hemiptera: Clypeorrhyncha: Cicadellidae: Cicadellinae: Cicadellini).
2. Assess the possible non-target impacts of *Gonatocerus ashmeadi*, *G. trigutattus*, and *G. fasciatus*, parasitoids being used for the classical biological control of GWSS, on the above mentioned native sharpshooters.

## RESULTS:

### Oviposition Survey

Wild grape plant material collected on 5 August 2003 consisted of: 50 canes (terminal 25 cm of cane), 50 tendrils, 100 large, 100 medium, and 100 small leaves with petioles. The tendrils and small leaves with petioles were selected from the terminal 25 cm sections of the canes. Each of the 50 canes was cut into thirds: upper, middle and lower. No insects emerged from large or medium leaves and their petioles and are thus excluded from further discussion. A total of 49 insects (26 *G. atropunctata*, 18 *Polynema* sp. and five *G. latipennis* parasitoids, Figures. 1 and 2) emerged from plant material collected. The highest percentage of BGSS nymph emergence (18%) occurred in the apical-most portion of the stem, with less emerging from tendrils (14%), and middle (10%) and lower (2%) stems, respectively. A very small percentage of *G. atropunctata* nymphs emerged from small leaves and their petioles. For the parasitoids the highest percent emergence occurred from the tendrils (38%). Collectively, the tendrils and stems yielded the greatest emergence (Figure 3).



*G. latipennis*



*Polynema* sp.

Figures. 1 and 2. Parasitoids of the BGSS.

### BGSS Nymph and Parasitoid

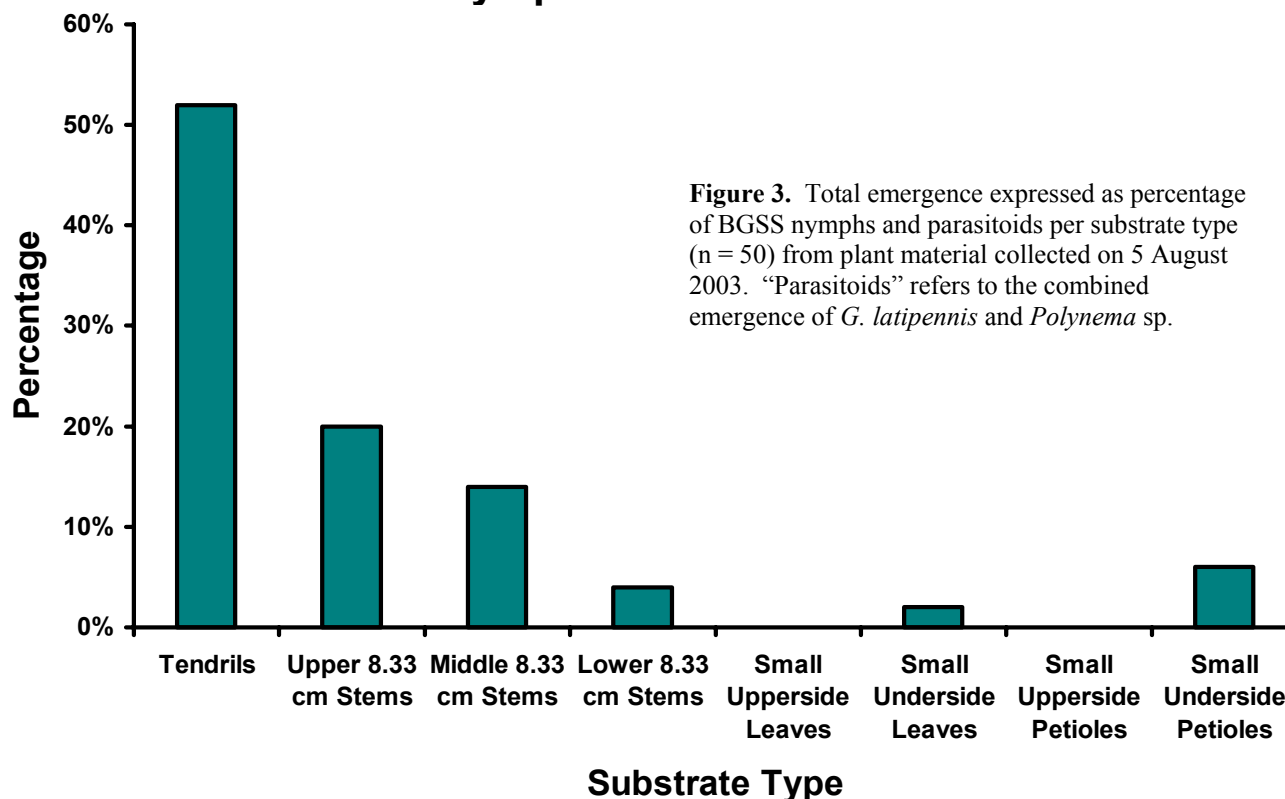


Figure 3. Total emergence expressed as percentage of BGSS nymphs and parasitoids per substrate type (n = 50) from plant material collected on 5 August 2003. "Parasitoids" refers to the combined emergence of *G. latipennis* and *Polynema* sp.

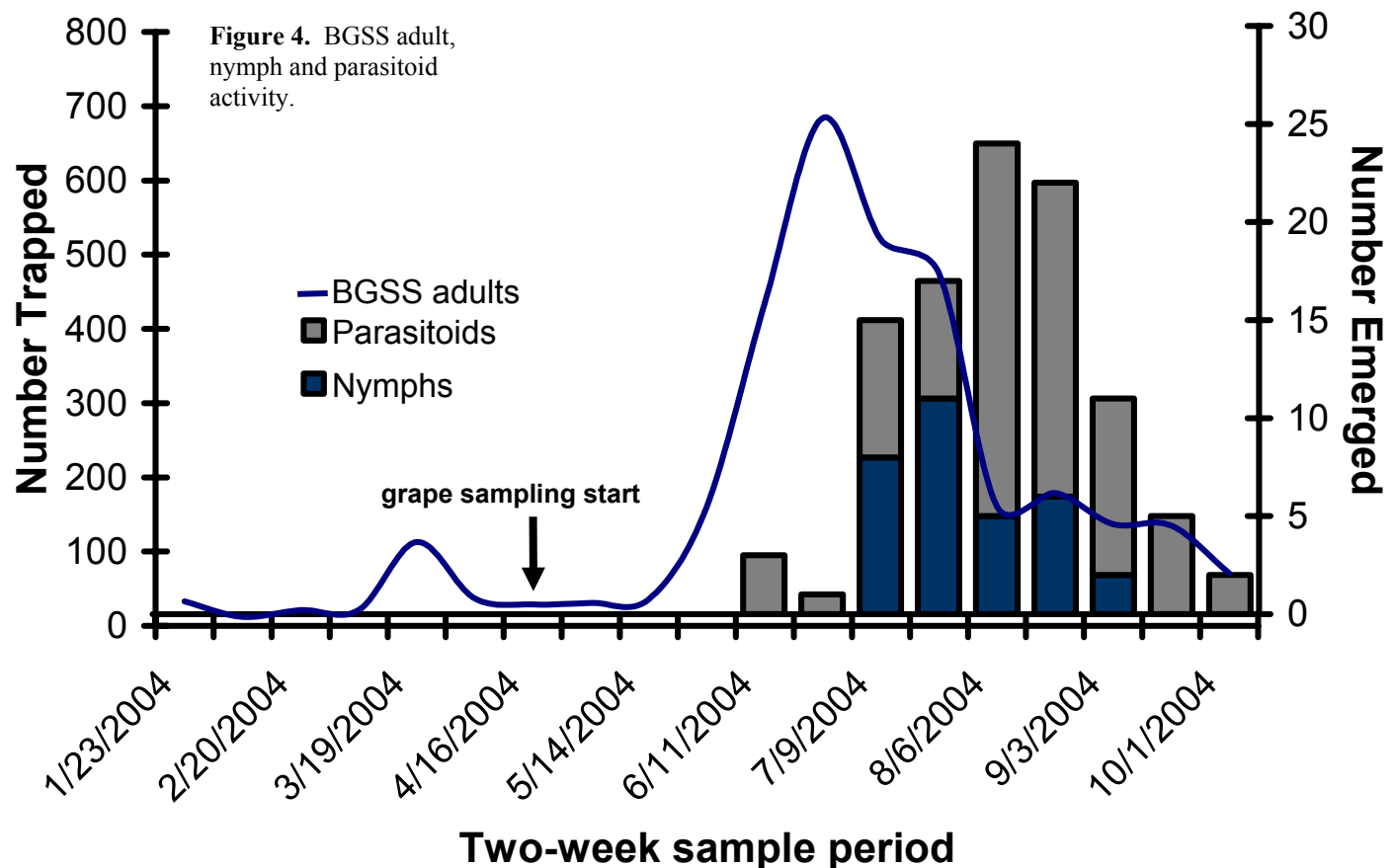
Ten entire grape canes were sampled on 14 August 2003 to account for any possible oviposition substrate not sampled in the previous survey. These canes were cut into thirds (apical, middle and basal), then placed into 10 cm of water in a Mason jar which left approximately 25 cm of cane exposed for emergence of nymphs and parasitoids. Canes and mason jars were then placed into three separate cages, according to their stem position. Cane sections were examined daily for emergence. In total, two BGSS nymphs and 16 *Polynema* sp. emerged from the canes. As there were so few insects emerged from these cane sections, the stems, leaves, petioles and tendrils were examined under the microscope for recent emergence holes from both BGSS nymph and parasitoids. A total of 65 emergence holes were counted. The majority of emergence holes were on the apical stems ( $n = 37$ ) and on tendrils ( $n = 6, 13, 7$ , for apical, middle and basal portions, respectively) occurring along the length of the entire canes. Only two emergence holes were counted from leaf petioles and none were counted from middle and basal stems and leaves.

#### **Sentinel Plant Study**

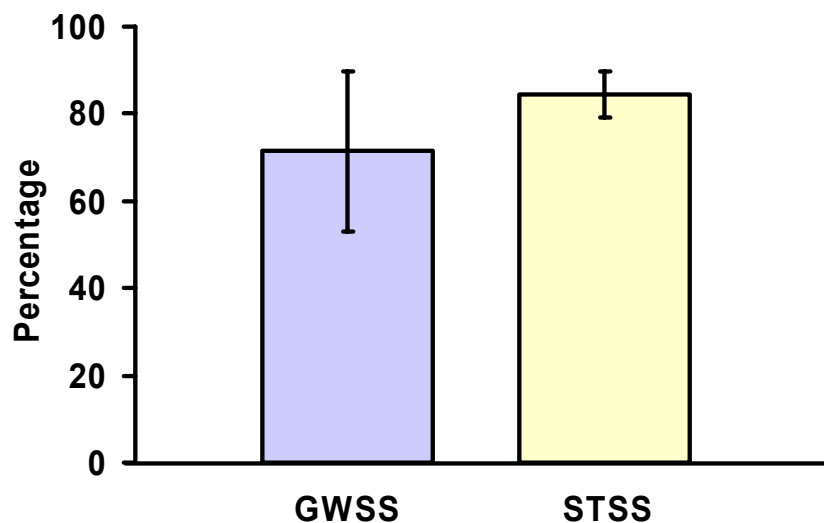
To confirm the host association of the emerged parasitoids with the BGSS, three sweet-basil, a chrysanthemum and two wild grape plants were exposed to BGSS lab colonies for 3 days to allow for oviposition. Plants were removed from the colonies and transported to the oviposition survey site to allow for parasitization of BGSS eggs. After three days, the plants were brought back from field, cleaned of any insects and placed into separate cages. Plants were observed daily for any emerging insects. A combined total of 197 BGSS and *Polynema* sp. emerged from the five sentinel plants. Of these, 55 were BGSS nymphs and 142 were *Polynema* sp. (54 males, 88 females). Parasitism rates of BGSS eggs by *Polynema* sp. ranged from 33% on the mum to 78% and 86% on wild grape and basil, respectively.

#### **BGSS and Parasitoid Activity**

A total of 12 yellow sticky card traps (11 x 15 cm), were placed at the 2003 oviposition survey site to monitor BGSS adult and parasitoid flight activity. Traps were set up on 9 January 2004 and collected at bi-weekly intervals. Peak trap catch of BGSS adults occurred over the two week period of 11 June to 25 June 2004. Additionally, as soon as wild grape had sprouted and was available for collection, starting on 16 April 2004, twelve 30 cm cane sections were collected at the same bi-weekly sampling intervals. Tendrils were severed from the cane and placed into individual Petri dishes while stems were placed into dual 50 dram vials (25 cm of cane above water to allow for emergence). Plant material was checked daily for emergences of nymphs and parasitoids. Peak emergence of BGSS nymphs and parasitoids was spread over a four week period from 24 July to 20 August 2004. Data compilation is still in progress, however some of the results are shown below in Figure 4.



**Host specificity testing:** No-choice tests were conducted with *G. ashmeadi* and STSS eggs. Single, one day old, mated, fed *G. ashmeadi* were exposed to STSS (n = 40 egg masses) and control (GWSS, n = 7 egg masses) eggs on chrysanthemum leaves in individual 100 x 15 mm Petri dishes. Each wasp was supplied one egg mass less than 48 hours of age and allowed 24 hr to parasitize the eggs before removal from the dish. The number of eggs per egg mass ranged from 2-14 ( $\bar{X}$  = 5.65) for STSS and 2-19 ( $\bar{X}$  = 5.89) for GWSS. Percent parasitism of egg masses ranged from 0-100% for both STSS ( $\bar{X}$  = 84.58%) and GWSS ( $\bar{X}$  = 71.43%) and was not found to be significantly different (Figure 5, Student's t-test, alpha = 0.05,  $P$  = 0.37702).



**Figure 5:** Percent parasitism of STSS and GWSS eggs by *G. ashmeadi* in Petri dish no-choice studies.

## CONCLUSIONS

Clearly we now know BGSS oviposition preference on wild grape is for new growth, consisting primarily of the terminal 25 cm of succulent stems and tendrils that occur along the entire length of the grape cane. Additionally we have confirmed two new natural enemy host associations for the BGSS, *G. latipennis* and *Polynema* sp. While these studies were conducted on wild grape, the information acquired may have implications in developing a more complete IPM program involving this native pest species and its associated natural enemies. Overall, the new knowledge of BGSS oviposition preference provides essential information for conducting future non-target effect studies involving the exotic GWSS egg-parasitoids which we have started to investigate. Peak BGSS adult activity measured through trap catches occurred from mid-June to early August while peak emergence of nymphs and parasitoids was spread over a four week period from 24 July to 20 August 2004. Another peak of adult activity may be expected in October once the nymphs have matured into adults. No-choice tests with *G. ashmeadi* and the STSS yielded no significant differences in percent parasitism as compared with GWSS control. It is likely there will be non-target impacts by *G. ashmeadi* in STSS habitats where this parasitoid is able to successfully infiltrate and compete with other resident natural enemies such as *Ufens* and *Zagella* sp. (both Trichogrammatidae)

## REFERENCES

- Hill, B. L., Purcell, A. H. (1995). Acquisition and retention of *Xylella fastidiosa* by an efficient vector. *Phytopath.* 85: 209-212.
- Severin, H.H.P. (1949) Life history of the blue green sharpshooter, *Neokolla circellata*. *Hilgardia* 19: 187-189.

## FUNDING AGENCIES

Funding for this project was provided by the University of California Agriculture and Natural Resources.